



# Our Lady Queen of the World Catholic Academy

---

Grade 9 Course Selection Presentation  
February 18th, 2025

## Opening Prayer

We ask for God's blessing on our Foundation and its family of schools. Lord; grant us the will to work together, the wisdom to listen to each other's views and the insight to plan together, in recognition of our role in supporting one another. Help us to continue as a school that supports the development of each individual child, offers a stimulating working environment for staff and provides a focus for the local community. Continue to guide Our Lady Queen of the World Catholic Academy to forever be an example of Christian witness in our world and Christian roots in our communities.

Amen

# YCDSB Land Acknowledgement

The Our Lady Queen of the World Catholic Academy (OLQWCA) community acknowledges, with gratitude, the Indigenous land that it resides on, and the nations that call it home, including the Haudenosaunee, Anishinaabewaki, the Mississaugas of the Credit, the Wendake-Nionwentsio, and the Métis people. We continue to embrace collaborative values in recognition of Indigenous cultures and the wealth of experience and knowledge that these cultures provide. We acknowledge that, as people who share this land, we must also share the responsibility of upholding Treaty 13 and the Williams Treaty. We will ensure that this shared land, and advancements made on it, are done in the spirit of furthering the 94 Calls to Action towards reconciliation and in collaboration with the Indigenous communities and people who share this land.





# New Terminology

GRADE 9



GRADE 10

Destreamed (W/D)

Academic (D)

Locally Developed (L)

Applied (P)

Open (O)

Locally Developed (L)

Open (O)

# Summer School

- Information will be available closer to the March Break
- Grade 9 students may take an acceleration or remedial course in Summer School
- Please consult with your Guidance Counsellor before registering for a course in Summer School

# Important Information

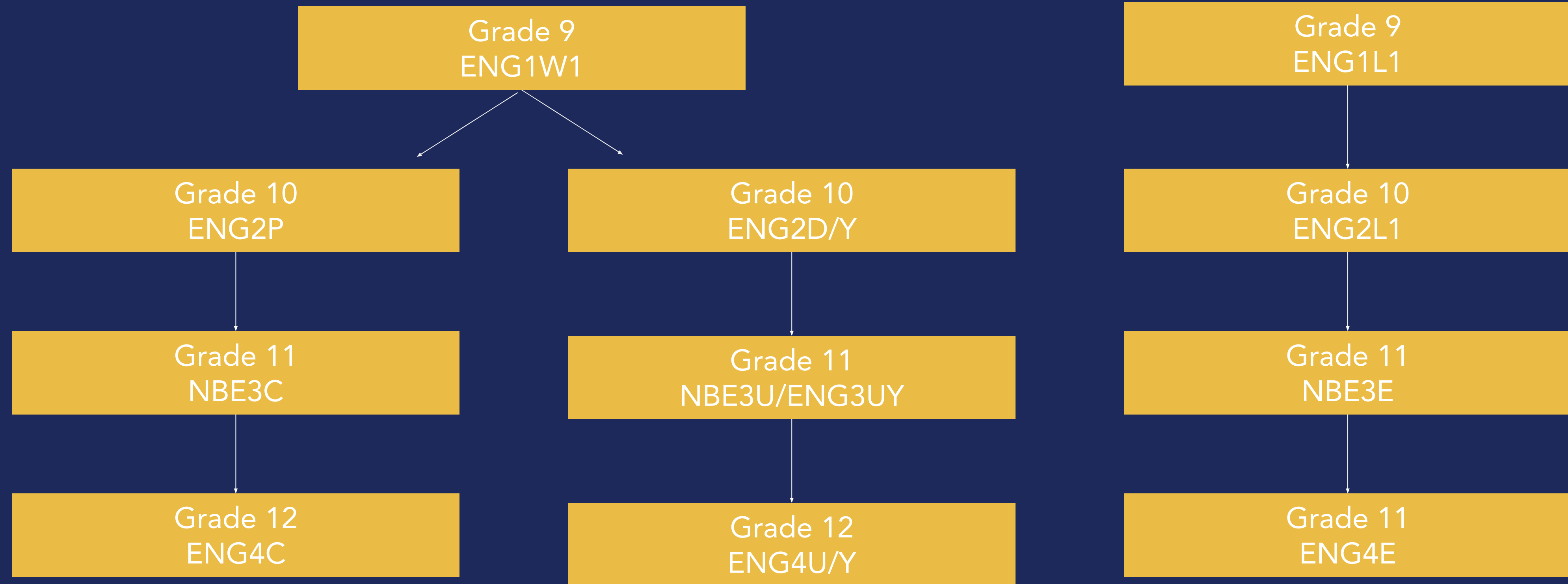
- Compulsory courses failed in Semester 1 **MUST** be included on your course selection form (even if you plan to take this course in summer school).
- There are **NO ELECTIVE CHANGES** for students in Grades 9 and 10, so choose wisely.
- You must select 2 **ELECTIVES** and 2 **ALTERNATE** courses.

## Keep the Following in Mind...

- If you did not take an Art Credit in grade 9, you must select 1 for grade 10 (you must graduate with 1 Art Credit)
- If you did not take a Technology course in grade 9, you must select 1 for grade 10 (you must graduate with 1 grade 9 or 10 Tech Credit)

# Pathways for English

---

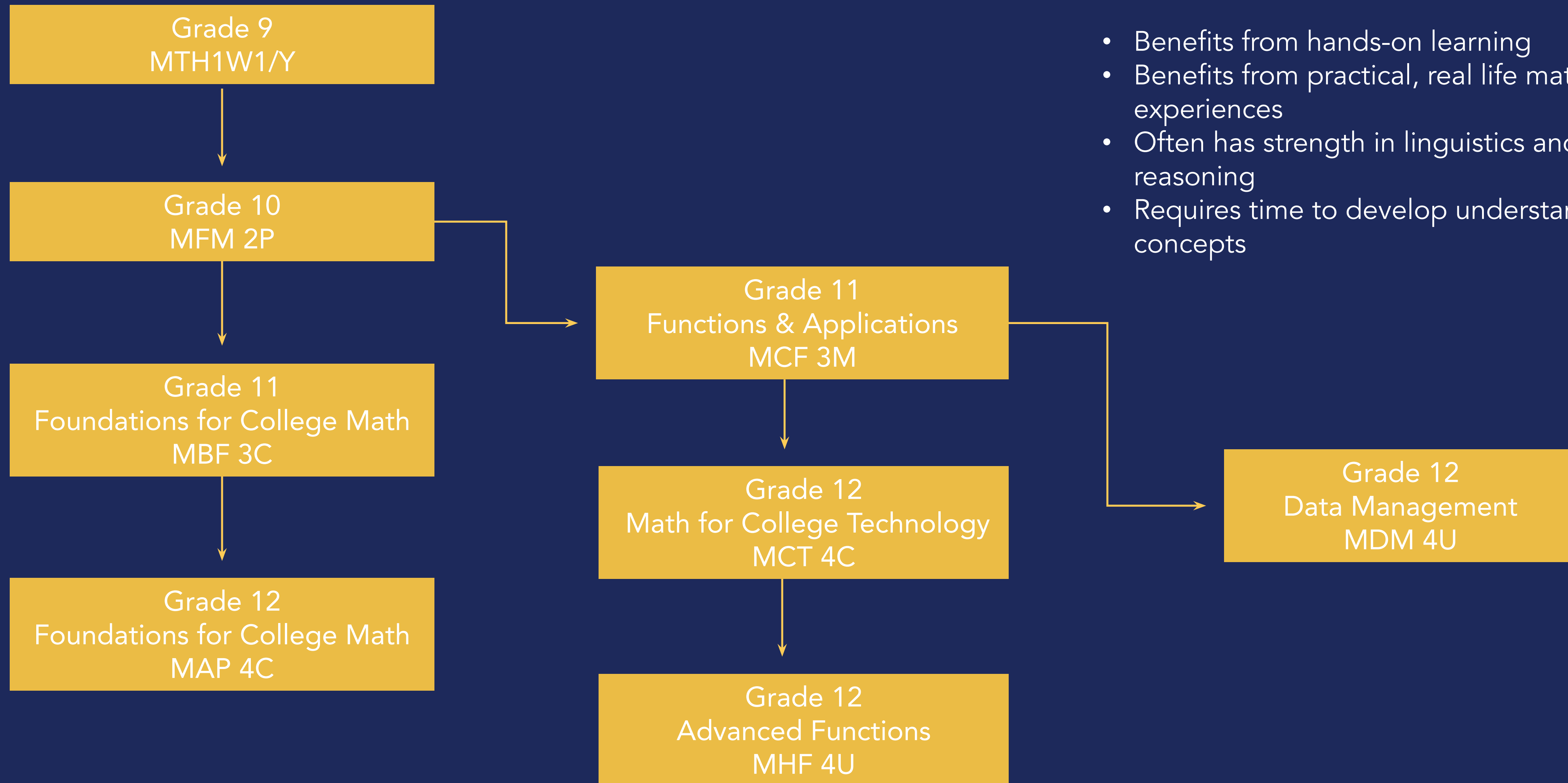




# Pathways for Applied Math Students

## LEARNER PROFILE

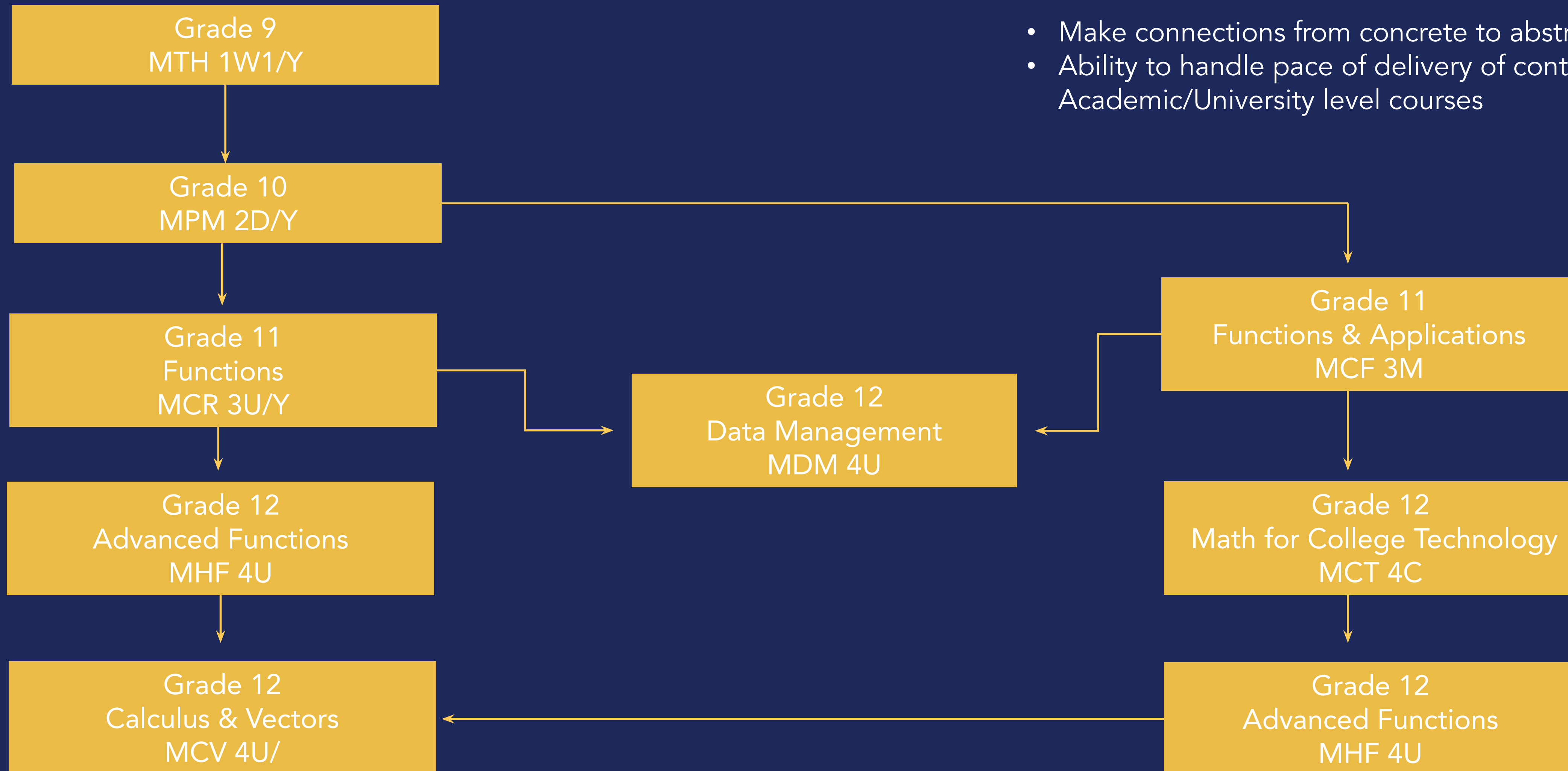
- Benefits from hands-on learning
- Benefits from practical, real life mathematical experiences
- Often has strength in linguistics and/or spatial reasoning
- Requires time to develop understanding of concepts

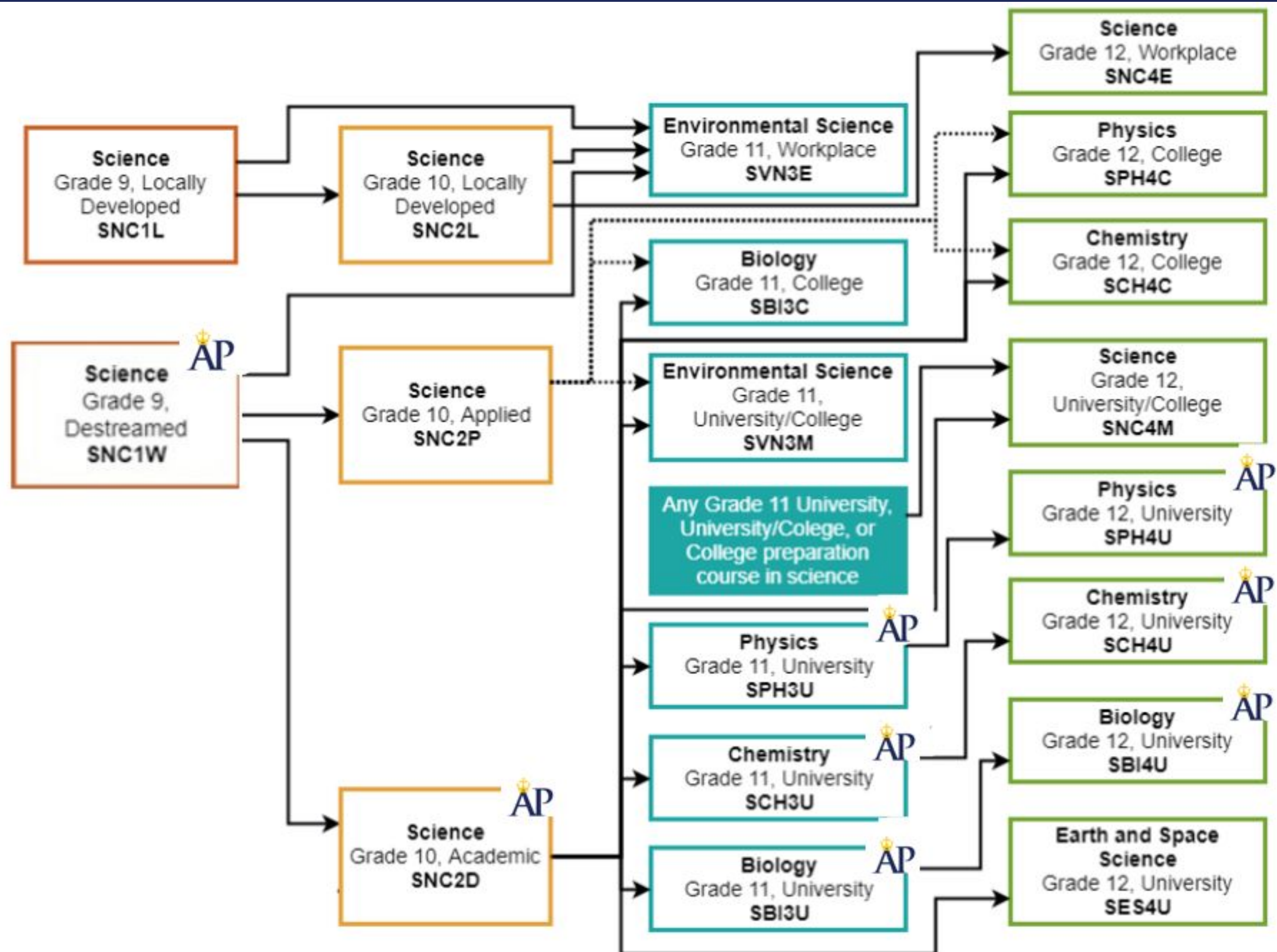


# Pathways for Academic Math Students

## LEARNER PROFILE

- Make connections from concrete to abstract with ease
- Ability to handle pace of delivery of content of Academic/University level courses









## Grade 10 Elective Courses

### Computer Studies

- ICD20 (Digital Technology and Innovations in the Changing World)

### International Languages

- LWI BD2 (Italian)

### Physical Education

- PPL 2OF (Healthy Active Living Education - Girls)
- PPL 2OM (Healthy Active Living Education - Boys)
- PAL1O1 (Basketball)
- PAL 2O1 (Volleyball)
- PAL3O1 (Racquet Sports)
- PAL4O1 (Soccer)





# Grade 10 Elective Courses

## Technological Education

- TDJ 201 (Design Technology)
- TEJ201 (Computer Technology & the Skilled Trades)
- TFJ 201 (Hospitality and Tourism)
- TGJ 201 (Communications Technology)



# Moderns Department Presentation for Grade 9 Students

Moderns Screencastify Presentation

# Grade 10 ESL Courses

- ESL A, B, C, D, E
- AVI2OS
- BEP2OS
- CHC2DS
- CHC2PS
- CHV2OS/GLC2OS
- GLE2OS
- HRE2OS
- MFM2PS
- MPM2DS
- SNC2DS
- SNC2PS





## Grade 10 French Immersion Courses

- CHC 2DQ
- FIF 2DQ
- HRE 2OQ



French Immersion

## Grade 10 AP Prep Courses

- CHC2DY
- ENG2DY
- MPM2DY
- SNC2DY
- Capstone Seminar  
ENG2DY2 (Full Year)







# What is AP Capstone?

AP Capstone ensures that the diversity of each classroom matches the diversity of its school.



# AP Capstone Program

## Grade 10 Seminar (ENG2DY2 Full Year)

- AP Capstone is an innovative program from the U.S. College Board that uses an inquiry framework to equip students with the independent research, collaborative teamwork, and communication skills that are increasingly valued by universities.
- AP Capstone is built on the foundation of two AP courses — AP Seminar (gr. 10) and AP Research (gr. 11)
- AP Seminar is a prerequisite for AP Research; completing AP Seminar and all its required assessment components is necessary for students to develop the skills to be successful in AP Research.
- In AP Seminar, students are assessed with two through-course performance tasks and one end-of-course exam; all three assessments are summative and will be used to calculate a final AP score (using the 1–5 scale) for AP Seminar.
- In AP Research the following year, students are assessed on a 4000-5000 word Academic Paper, Presentation and Oral Defense; there is no exam in this course.

# AP Capstone Program

## Grade 10 Seminar (ENG2DY2 Full Year)

- Interested students must select ENG2DY2 and HRE2O12 in myBlueprint
- The program will run for the full year where students will attend ENG2DY2 on day 1 and HRE2O12 on day 2
- Unfortunately AP/FI students can not participate in this program because of the HRE2O1Q requirement

Log In

Sign Up



Welcome Back

Username/Email

clarissa.micallef@ycdsb.ca

Password

[Forgot Password?](#)

••••••••••

Log In

# Online Course Selection

myBlueprint

# Online Course Selection

- ▶ Go to myBlueprint and log in.

Enter your username and password:

Your username is: Your school gmail (@ycdsbk12.ca)

Your password is: Your school account log in

- ▶ Click on "High School" on the left hand side of your screen.



# Online Course Selection Continued...

- Here you will see the courses you are currently enrolled in and the courses you will need to input for next year.

Grade 9 Next Year	Grade 10 Plan Ahead	Grade 11 Plan Ahead	Grade 12 Plan Ahead
English ENL1W1 • 1 Credit	+ English	+ English	+ English
Religious Education HRE1O1 • 1 Credit	+ Religion	+ Religion	+ Religion
Mathematics MTH1W1 • 1 Credit	+ Mathematics	+ Mathematics	+ Course
Science SNC1W1 • 1 Credit	+ Science	+ Course	+ Course
Exploring Canadian Geogr... CGC1W1 • 1 Credit	+ Course	+ Course	+ Course
(Destreamed) Core French FSF1D1 • 1 Credit	+ Civics	+ Course	+ Course
Music AMU1O1 • 1 Credit	+ Careers	+ Course	+ Course
Healthy Active Living Edu... PPL1O1 • 1 Credit	+ History	+ Course	+ Course
	+ Course		

## Indicating Your Intention to Take a Summer School Acceleration Course

- ▶ Once you have finished selecting courses click on "REVIEW COURSE SELECTIONS".
- ▶ On the right hand side of the screen you will see a box titled "Add Comments".
- ▶ In the comment box please write a comment describing which acceleration course you wish to take in summer school (\*NOTE\*: THIS IS NOT SUMMER SCHOOL REGISTRATION).
- ▶ When you are finished click on "Submit Course Selections".

The screenshot displays the 'Review Courses' interface. At the top, there is a warning message: 'Review your course selections before submitting. Once submitted, you can no longer make changes in myBlueprint.' Below this, a progress bar shows three steps: 'Step 1 Add Courses', 'Step 2 Review Courses' (which is the active step), and 'Step 3 Submit Courses'. A green button labeled 'Submit Course Selections' is positioned to the right of the progress bar. The main content area is divided into two sections: '1 Review Course Selections' and '2 Add Comments'. Under '1 Review Course Selections', there is a list of three courses, each with a green checkmark icon: 'ENG2D1 English', 'HRE2O1 Religious Education', and 'MPM2D1 Principles of Mathematics'. Under '2 Add Comments', there is a text input field containing the text 'I will be taking Careers and Civics in summer school|' and a small icon of a double slash (//) at the end of the line.



# Parental Approval Procedure

After you submit your courses click on "Send Approval Email" and enter a Parent/Guardian email address. Your parent or guardian will receive an automatic email asking them to approve or reject your Course Selection.

\*Parental approval must be completed in order to process your course selection

**Parent/Guardian Approval**

Please add a parent or guardian email below for us to share your course selection. Your parent/guardian will be asked to approve your course selections. This approval is not required for students over the age of 18.

Parent/Guardian Email

[Send Approval Email](#)

**Graduation Indicator**

24.5/30  
REQUIRED CREDITS

24.5 Planned	0 Earned	24.5 Total
-----------------	-------------	---------------

[View Progress](#)

**SHSM Planner**

Your school offers 3 Specialist High Skills Majors

# Online Course Selection Continued...

- ▶ Select all your courses. Click on the "Review Course Selections" button and look it over with your parents/guardian.
- ▶ Click on "Submit Course Selections."
- ▶ Click on "Send Approval Email" and enter a parent/guardian email address.
- ▶ Course selections can not be processed until a parent/guardian approves your course selection

# Student Activity Fee

A \$50 Student Activity Fee is needed with course selection. Please note that yearbooks, locks etc. will be a separate fee. Please see the following link for instructions for our online payment system. Instructions will be sent to all parents in September.

[School Day Payment Instructions](#)



# Important Dates



- Course Selections must be submitted by:  
**February 25, 2025**
- Last date for course changes, if possible, is:  
**March 8th, 2025**

STUDENTS ARE ASKED TO SEE  
THEIR GUIDANCE COUNSELLOR  
IF THEY NEED ANY ASSISTANCE  
WITH COURSE SELECTIONS